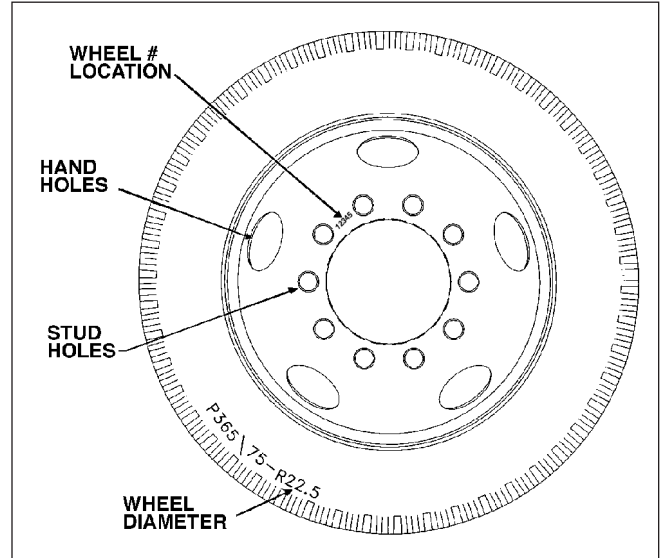


# Heavy Duty Wheel Checklist and Order Form

Figure 1—Front View of Wheel



1. Can you find the steel wheel part # in as shown in Figure 1?

If Yes; write down wheel # \_\_\_\_\_  
and skip to question six.

If No; Please answer the following questions.

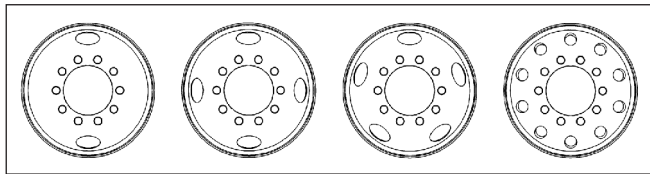

2. **Wheel diameter** (circle one) (See lettering on the tire)  
19.5    20.0    22.5    24.5  
(Don't worry about the width)

3. **Number of lug nuts** (circle one)    **6    8    10**

4. **Shape of the lug nuts** (circle one)



5. There are two types of wheels



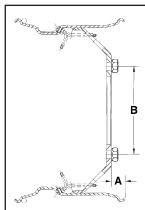
If you have dual wheels, we need to know the number of hand holes (circle one)

**2HH    4HH    5HH    10HH**


5A. But if you have duplex front wheels we need to know both measurements **A and B**

A: Offset of wheel rim to wheel face

B: Bolt Circle (circle one)  
11.25 or 13.187

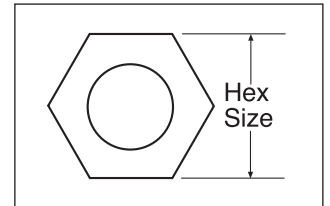


6. Are there at least three threads of the stud protruding through the top of the lug nut?  
Yes or No (circle one)



7. What is the hex size of the lug nuts?

- Hub Pilot**  
30mm (1<sup>3</sup>/<sub>16</sub>" )  
32mm (1<sup>1</sup>/<sub>4</sub>" )  
33mm (1<sup>5</sup>/<sub>16</sub>" )  
38mm (1<sup>1</sup>/<sub>2</sub>" )  
**Stud Pilot**  
1.5"  
1.75"  
41mm (1<sup>5</sup>/<sub>8</sub>" )



Call Phoenix™ USA after you have gathered this information. We will then be able to provide exactly what you need, or, refer to the application guide to find the liner whose description matches the above information. Call or fax your order now:

Phone: (931) 526-6128 • Fax: (931) 526-1795  
Toll Free Order Fax: (800) 877-6128